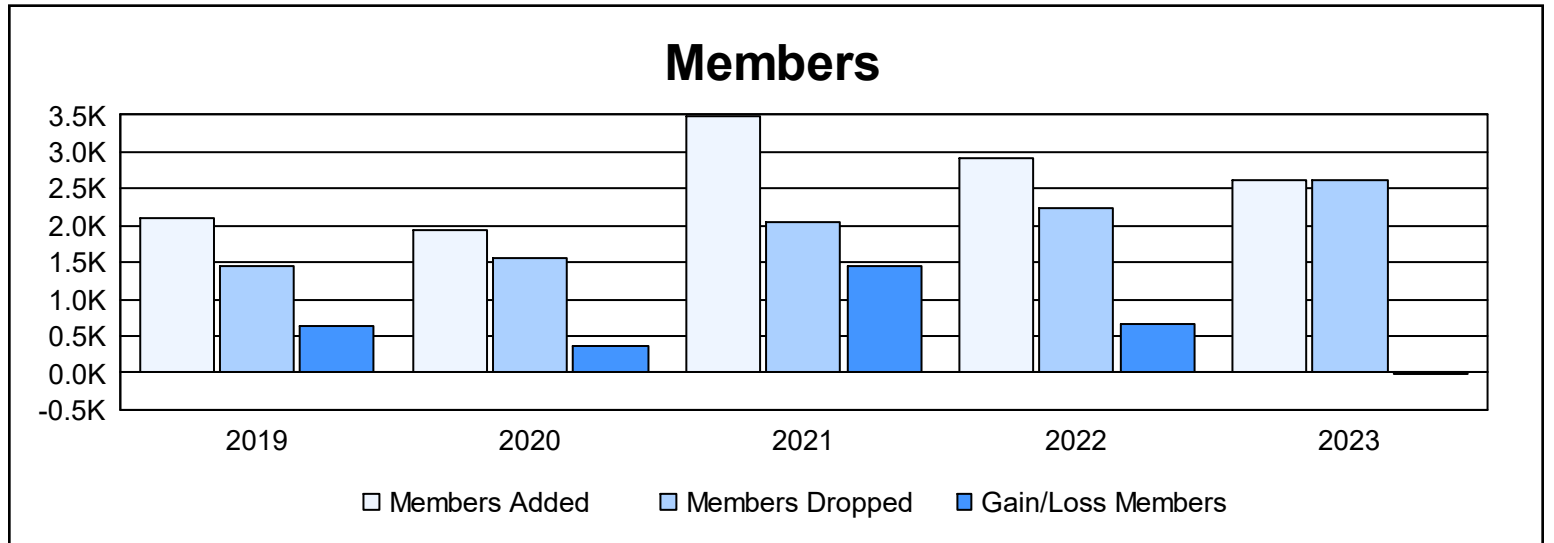
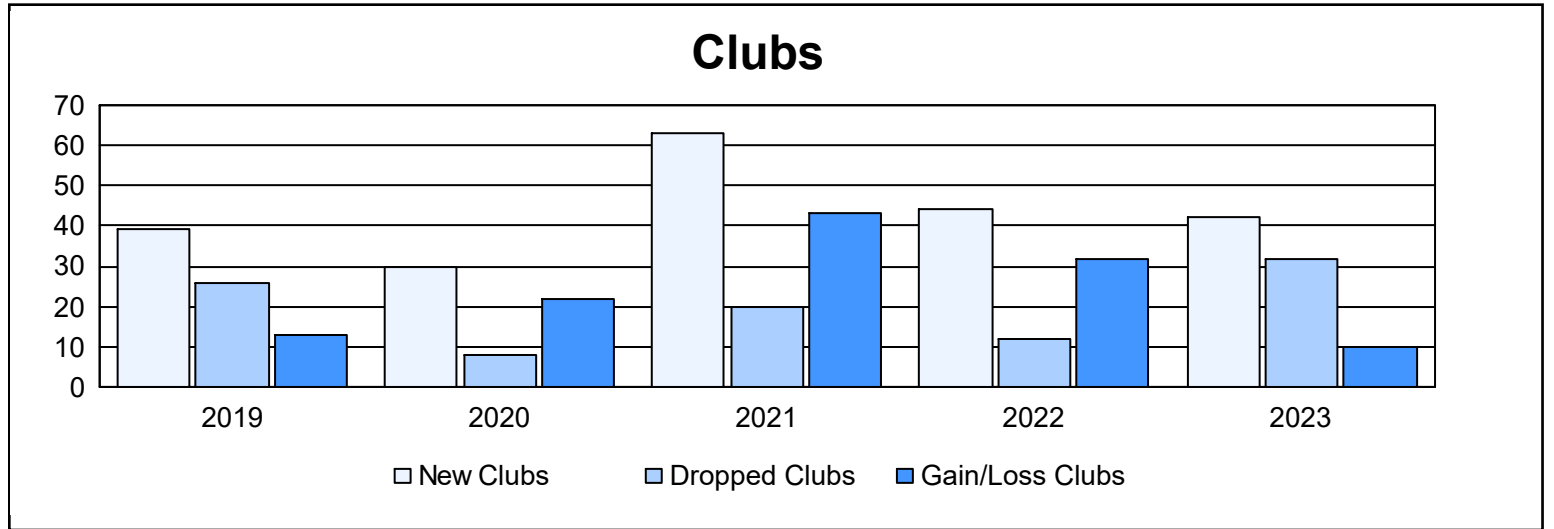
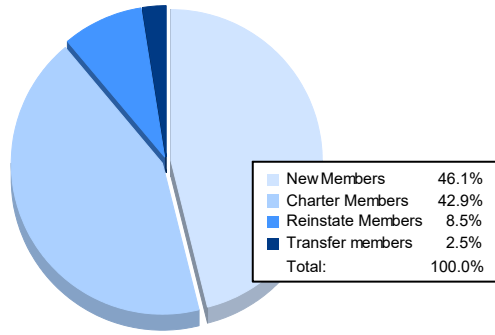


Year	New Clubs	Dropped Clubs	Gain/ Loss Clubs	New Members	Charter Members	Reinstate Members	Transfer Members	Total Member Added	Total Members Dropped	Gain/ Loss Members
2018-2019	39	26	13	1,037	927	110	20	2,094	1,455	639
2019-2020	30	8	22	962	814	137	16	1,929	1,561	368
2020-2021	63	20	43	1,819	1,542	82	47	3,490	2,043	1,447
2021-2022	44	12	32	1,678	1,111	102	28	2,919	2,244	675
2022-2023	42	32	10	1,205	1,123	221	66	2,615	2,630	-15
Average	44	20	24	1,340	1,103	130	35	2,609	1,987	623



Membership Composition June 2023 Cumulative



Gender Composition June 2023 Cumulative

